
Expanding Opportunity Framework Racial Disparities Analysis

*Understanding Different Approaches for Addressing
Racial Disparities*

Section 3 Housing, Health & Human Services

A tool developed by:
The Community Advancement Network (CAN) - Austin, TX
Updated September 2025

Expanding Opportunity Framework Racial Disparities Analysis

A tool developed by the Community Advancement Network

Addressing
Concentrated
Wealth & Power

Safety &
Justice

State/National
Legislation &
Policy

Housing,
Health &
Human
Services

Social Capital
& Community
Leadership

Educational
& Economic
Opportunity

Workforce
Development

Expand
Opportunity
for Youth &
Adults

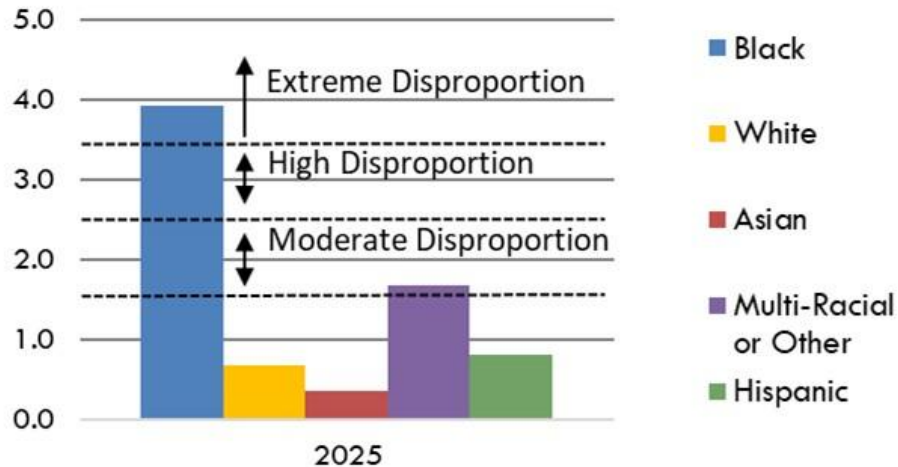
Section 3

Introduction

It is important for individuals and families to have their basic needs met in order to create an environment of stability that can allow these individuals and families to pursue avenues of personal growth and fulfillment which may not otherwise be accessible to them. We will be unable to address racial disparities if certain segments of our community must focus all of their efforts on meeting the most basic of human needs like housing, food, clothing and quality health care.

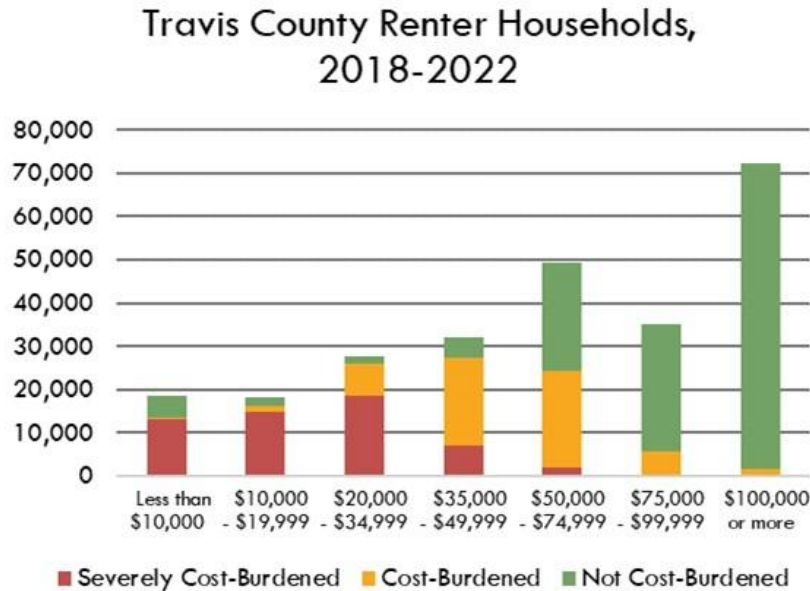
HOMELESSNESS

Disproportionality Ratios for the Population that Received Homeless Services, Travis County, 2025



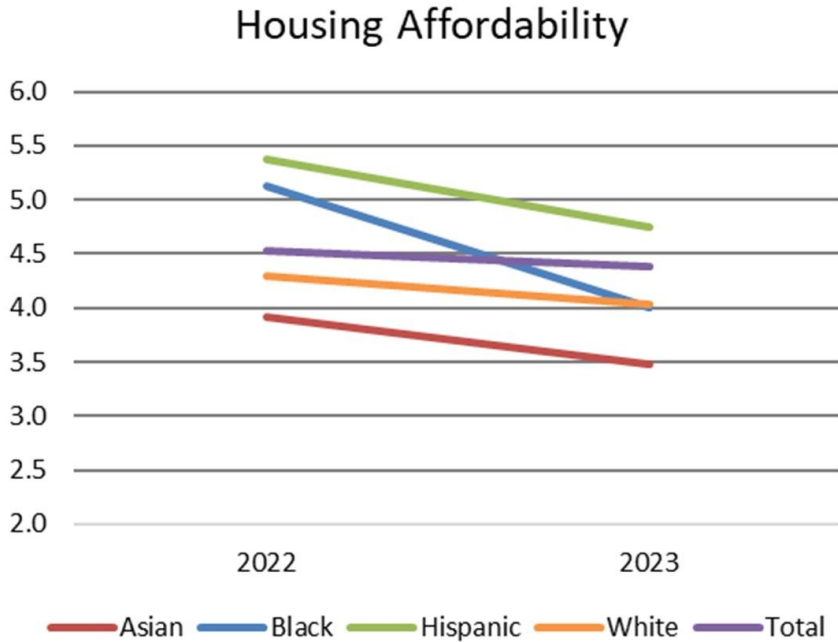
Disproportionality among those who are experiencing homelessness reveals the greatest level of disproportionality found for any of the CAN Dashboard indicators. Travis County residents who are Black were disproportionately overrepresented among the people counted during the 2025 ECHO Point In Time Count. In 2025, the disproportionality ratio for Black Travis County residents was 3.9, which indicates an extreme disproportion of overrepresentation.

HOUSING COST BURDEN



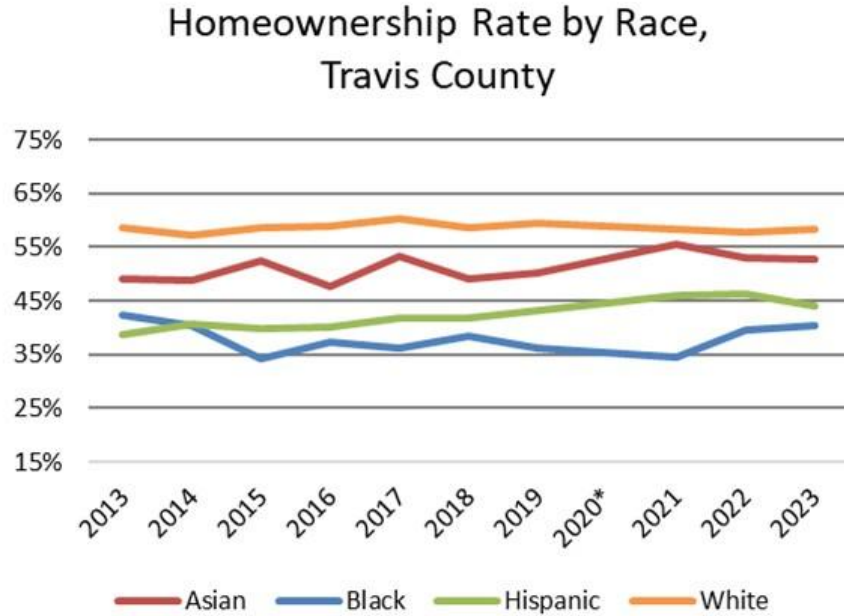
Low-income renters are most impacted. According to census data, 86% of renters with a household income less than \$35,000 a year are housing cost-burdened, and the majority of those households (72%) are “severely cost-burdened,” which means they pay more than half their total household income for housing.

HOUSING AFFORDABILITY



In 2023 the median housing price was 4.4 times the median family income (MFI), compared to 4.5 times in 2022. Housing prices three times higher than incomes are considered affordable. This metric varies for different racial & ethnic groups. In 2023, the median housing price of a home with a Hispanic householder was 4.7 times the median family income for a Hispanic family, compared to 3.5 times for Asians and 4.0 for white Travis county residents. For this metric, data by race are only available for 2022 and 2023.

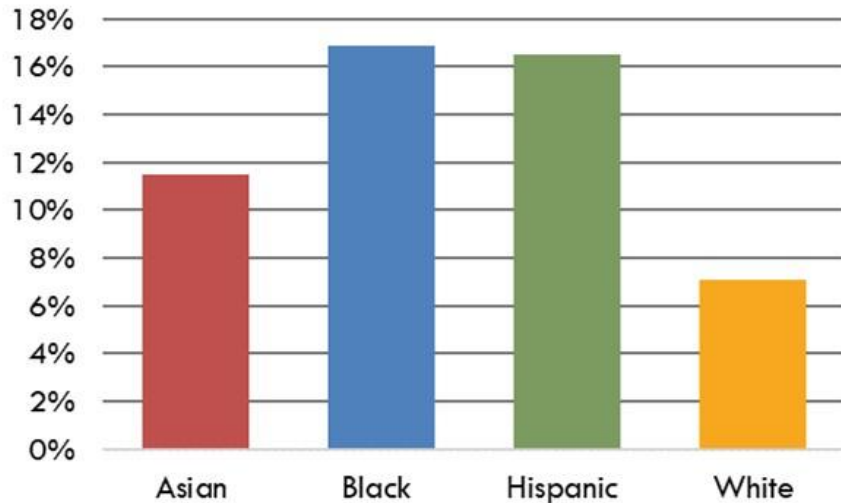
HOMEOWNERSHIP RATE



Homeownership rates vary by race and ethnicity. While the majority of White and the majority of Asian Travis County residents own their home, the majority of black Travis County residents, and the majority of Hispanic Travis County residents, do not. In 2023, 40% of Black and 44% of Hispanic Travis County Residents owned their home, compared to 58% of White and 53% of Asian Travis County residents.

POVERTY

Percent in Poverty by Race & Ethnicity,
Travis County 2018-2022



The poverty rate for all races and ethnicities has declined since the end of the Great Recession, however, disparities remain. Poverty rates for Travis County residents who are Black or Hispanic are about 2.2 times greater than the poverty rates for Whites. Less than one-tenth of White residents live below the poverty level, which was \$39,678 for a family with two adults and two children and \$23,578 for a family with one adult and two children in 2022.

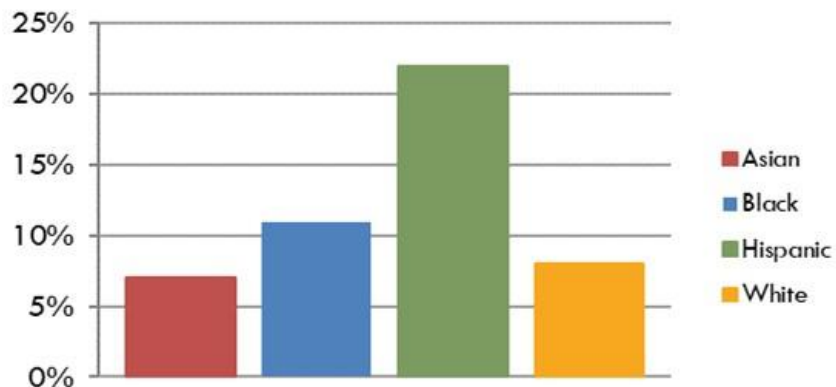
DATA SOURCES WITH OUTCOMES BROKEN DOWN BY RACE

Central Health Demographics Report 2024
[https://www.centralhealth.net/newsroom/
2024-demographic-report/](https://www.centralhealth.net/newsroom/2024-demographic-report/)

ECHO Data Portal on Homelessness
[https://echoatx.github.io/hrs-dashboard-site/
e/sections/people.html](https://echoatx.github.io/hrs-dashboard-site/sections/people.html)

ADULTS WHO ARE UNINSURED

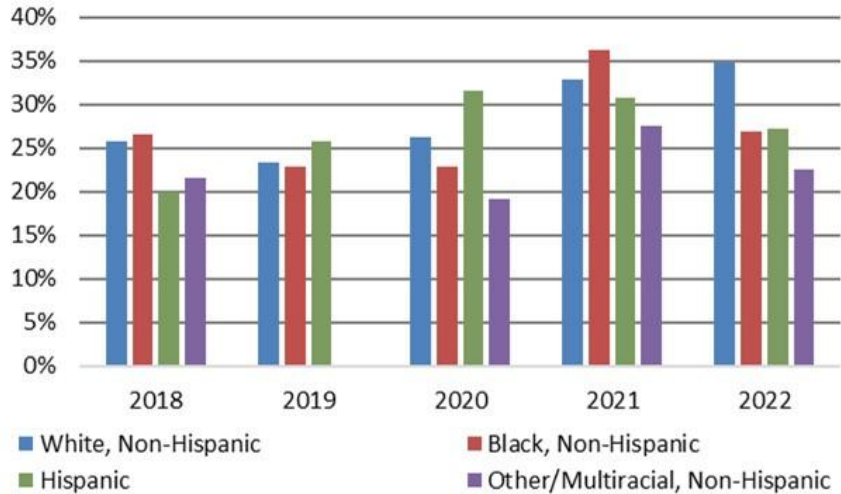
Percent of People Under 65 Who are Uninsured, by Race & Ethnicity, Travis County, 2022



In Travis County the uninsured rate is highest for Hispanics, with 22% of Hispanics under age 65 uninsured. Travis County residents who are low-income have an even higher uninsured rate of 28% – more than twice the overall rate of 12% and almost four times the rate for non-low income residents (7.5%). People with higher incomes are most likely to have employer-based health coverage. People earning lower incomes are less likely to receive this benefit.

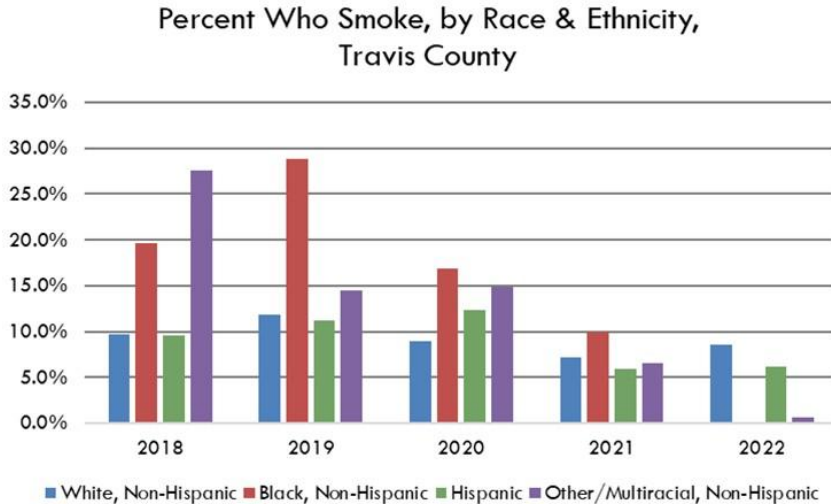
MENTAL HEALTH

Poor Mental Health by Race & Ethnicity,
Travis County



In 2022, most groups saw a decrease in the percentage of people reporting poor mental health. White adults in Travis County had the highest rate (35%), followed by Black adults (27%), and Hispanic adults (27%), and other/multiracial, non-Hispanic (23%). Poor mental health can include stress, depression, and emotional issues. The 2022 rates are higher than the 2018 rates for all groups.

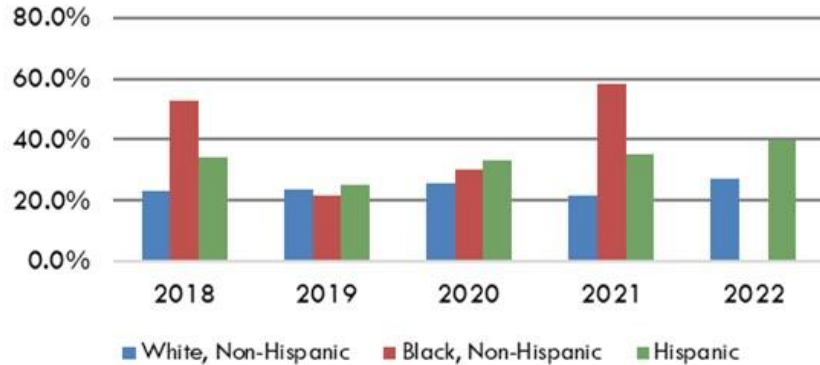
SMOKING



In Travis County, White adults were more likely to report being current smokers than other adults in 2022. An estimated 9% of White Travis County residents, 6% of Hispanics, and 1% of adults identifying as other races or ethnicities reported being current smokers in Travis County in 2022. Data for African Americans was not available for 2022.

OBESITY

Obesity, by Race & Ethnicity,
Travis County



In 2022, Hispanic adults in Travis County were more likely to be obese than people of other races and ethnicities. Obesity data were not available for Black Travis County residents for 2022; in 2021, the obesity rate for Black Travis County residents was 58.5%. According to the 2017 Critical Health Indicators report, Black residents also have the highest rates of cardiovascular disease and diabetes – diseases that are more prevalent among people who are overweight or obese.

DATA SOURCES WITH OUTCOMES BROKEN DOWN BY RACE

Central Health Demographics Report 2024
[https://www.centralhealth.net/newsroom/
2024-demographic-report/](https://www.centralhealth.net/newsroom/2024-demographic-report/)

Texas Health Data
[https://healthdata.dshs.texas.gov/dashboard/s
urveys-and-profiles/behavioral-risk-factor-surv
eillance-system](https://healthdata.dshs.texas.gov/dashboard/surveys-and-profiles/behavioral-risk-factor-surveillance-system)

ORGANIZATIONS WORKING TO ADDRESS RACIAL DISPARITIES IN:

HOUSING

(People of Color-Led)

Guadalupe Neighborhood Development
Corporation

<https://www.guadalupendc.org/>

Montopolis CDC

<https://montopolis.org/>

BCL of Texas

<https://bcloftexas.org/>

Go Austin! Vamos Austin!

<https://www.goaustinvamosaustin.org/>

East Austin Conservancy/Eastside
Guardians

<https://www.eacatx.org/>

Immigrant Services Network

<https://isnaustin.wordpress.com/>

Austin Justice Coalition

<https://austinjustice.org/>

Austin Revitalization Authority

<https://austinrev.org/>

OTHER ORGANIZATIONS WORKING TO ADDRESS RACIAL DISPARITIES IN:

HOUSING

Blackland CDC

<https://www.blacklandcdc.org/>

Chestnut Neighborhood Revitalization
Corporation

<https://www.chestnutnrc.org/new-page-2>

BASTA!

<http://www.bastaaustin.org/>

Austin Tenants Council

<https://www.housing-rights.org/>

Austin Refugee Roundtable

<http://austinrefugees.org/>

Austin Housing Coalition

<https://austinhousingcoalition.org/>

Housing Works

<https://www.housingworks.org/>

Community Powered Workshop

<https://communitypoweredworkshop.org/home/>

ORGANIZATIONS WORKING TO ADDRESS RACIAL DISPARITIES IN:

HEALTH AND HUMAN SERVICES

(People of Color-Led)

Asian Family Support Services of Austin

<https://www.afssaustin.org/>

Austin Health Commons

www.austinhealthcommons.org

Vivir con Ganas (Community Health Expo)

<https://www.centralhealth.net/vivir-con-ganas/>

Central Texas African American Family Support
Conference

<https://ctaafsc.com/>

Excellence and Advancement Foundation

<https://breakthepipeline.org/>

Go Austin! Vamos Austin!

<https://www.goaustinvamosaustin.org/>

Immigrant Services Network

<https://isnaustin.wordpress.com/>

Latino Healthcare Forum

<https://www.lhcf.org/>

Mama Sana Vibrant Woman

<https://www.msvwatx.org/>

Measure – Health Disparity Care Team

<https://www.measureaustin.org/health-in-austin>

Black Mamas ATX

<https://blackmamasatx.com/>

OTHER ORGANIZATIONS WORKING TO ADDRESS RACIAL DISPARITIES IN:

HEALTH AND HUMAN SERVICES

Central Health - Health Champions
Program

[https://www.centralhealth.net/initiatives/
community-health-champions/](https://www.centralhealth.net/initiatives/community-health-champions/)

Central Health - Equity Policy Council

[https://www.centralhealth.net/initiatives/
central-health-equity-policy-council/](https://www.centralhealth.net/initiatives/central-health-equity-policy-council/)

Austin Refugee Roundtable

<http://austinrefugees.org/>

University of Texas Dell Medical School
Office of Health Equity

[https://dellmed.utexas.edu/units/office-of
-health-equity](https://dellmed.utexas.edu/units/office-of-health-equity)

Austin Public Health - Health Equity Unit

[https://www.austintexas.gov/departments/
/health-equity-unit-0](https://www.austintexas.gov/departments/health-equity-unit-0)

COMMUNITY RESOURCES

TRAINING OPPORTUNITIES

Undoing Racism

<https://undoingracismaustin.org/activities/register-for-future-undoing-racism-workshops-in-austin/>

Community Healing Circles

<https://students.austincc.edu/truth-racial-healing-and-transformation-center/racial-healing-circles/>

RESOURCE TO LEARN ABOUT ENGAGEMENT OPPORTUNITIES

CAN "Get Engaged" Podcast

<https://canatx.org/podcasts/>

COALITIONS WORKING TO ADDRESS RACIAL DISPARITIES

Black Austin Coalition

<https://blackaustincoalition.com/>

Austin Justice Coalition

<https://austinjustice.org/>

Brave Communities

<https://bravecommunities.org/>

Communities of Color United

<https://www.atxccu.org/>

Community Resilience Trust

<https://communityresiliencetrust.org/>