
Expanding Opportunity Framework Racial Disparities Analysis

*Understanding Different Approaches for Addressing
Racial Disparities*

Section 4 Educational & Economic Opportunity

A tool developed by:
The Community Advancement Network (CAN) - Austin, TX
Updated September 2025

Expanding Opportunity Framework Racial Disparities Analysis

A tool developed by the Community Advancement Network

Addressing
Concentrated
Wealth & Power

Safety &
Justice

State/National
Legislation &
Policy

Housing,
Health &
Human
Services

Social Capital
& Community
Leadership

Educational
& Economic
Opportunity

Workforce
Development

Expand
Opportunity
for Youth &
Adults

Section 4

Introduction

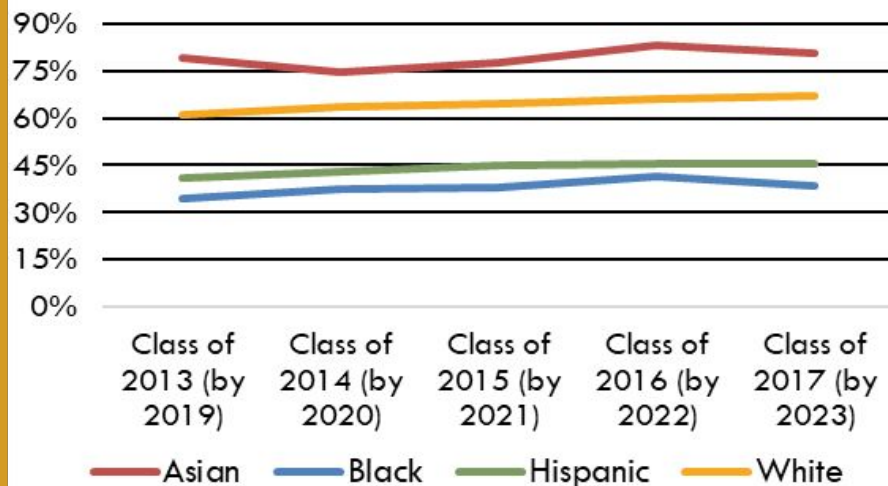
Access to a quality education, including early education (zero to 5 years of age), is pivotal to future educational and economic success. Disparities in access to high quality early education services, high quality K-12 schools and enrichment opportunities create additional disparities in post-secondary outcomes/options and good paying jobs.

POSTSECONDARY COMPLETION

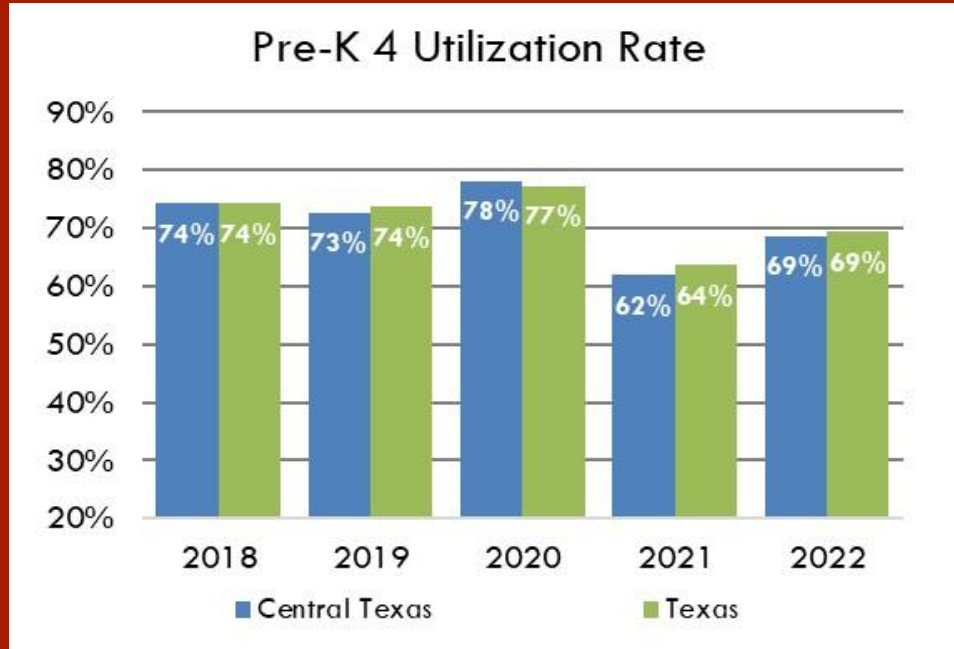
Black high school graduates and Hispanic high school graduates complete postsecondary education programs at lower rates than Asian or White students. For the Class of 2017, 39% of Black and 45% of Hispanic high school graduates completed postsecondary education programs within six years. This is compared to 81% of Asian and 67% of White students. These rates have remained relatively consistent over time.

Data Source: E3 Alliance

Central Texas HS Grads Who Enrolled in a Texas Institution Within One Year of Graduating, and Earn a Credential Within 6 Years



PRE-K UTILIZATION



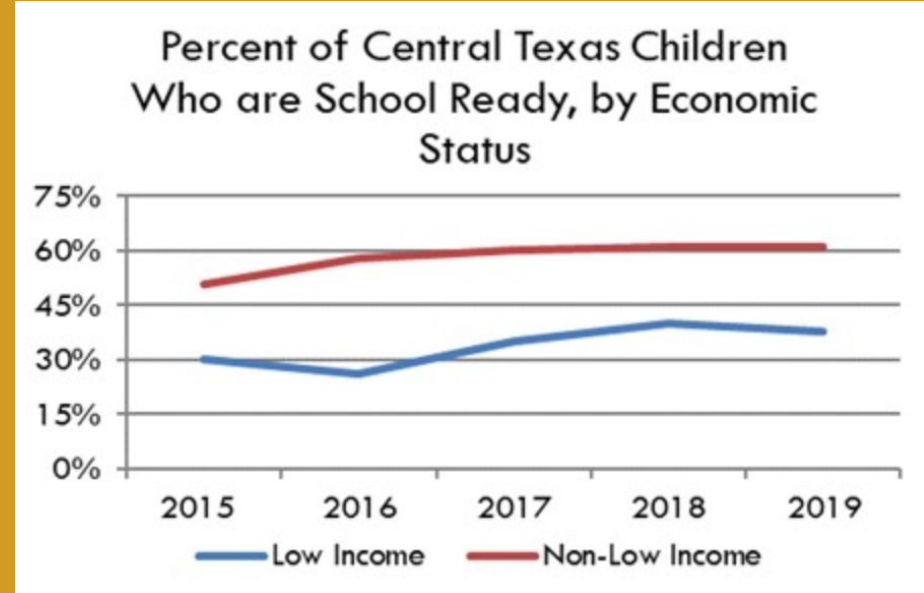
The most recently available data from E³ Alliance show that Central Texas residents utilize Pre-K at lower rates than the state of Texas. Half-day public Pre-K is available to children who have limited English proficiency, are economically disadvantaged, have an active duty military parent, or are homeless. Children who attend pre-kindergarten programs are more likely to enter kindergarten school ready than children who did not attend pre-k.

Data Source: E3 Alliance

SCHOOL READINESS

The greatest disparity in school readiness occurs by income. Approximately 38% of low-income kindergarteners were school ready in 2019, compared to 61% of children from moderate and high-income families. The gap in school readiness by income appears to have narrowed between 2016 and 2018. Children from wealthier families are 23% more likely to be school ready than their low-income peers.

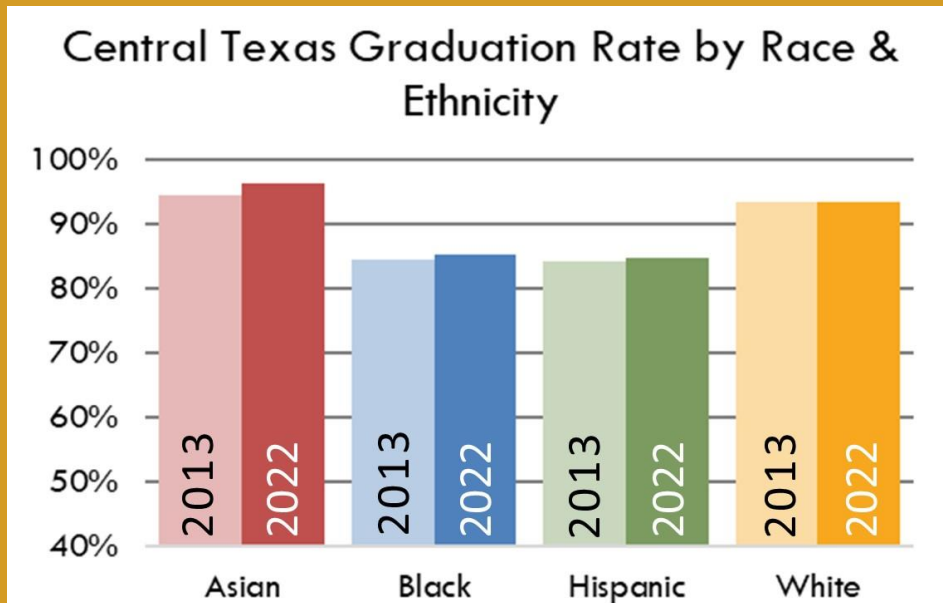
Data Source: E3 Alliance



HIGH SCHOOL GRADUATION

Although disparities exist by race and ethnicity, the gap has closed over the last ten years, and all racial and ethnic groups have seen improvements. Black students and Hispanic Students have seen graduation rates improve from 84% for the Class of 2013 to 85% for the Class of 2022.

Data Source: E3 Alliance



ORGANIZATIONS WORKING TO ADDRESS RACIAL DISPARITIES IN:

EDUCATION

People of Color-Led Organizations

ACC – Truth, Racial Healing and
Transformation Campus Center
<https://students.austincc.edu/truth-racial-healing-and-transformation-center/>

African American Youth Harvest
Foundation
<https://aayhf.org/>

AVANCE Austin
<http://avanceaustin.org/>

Black Austin Coalition
<https://www.blackaustincoalition.org>

Con Mi Madre
<http://www.conmimadre.org/>

Excellence and Advancement Foundation
<https://breakthepipeline.org/>

Project MALES Program
<https://projectmales.education.utexas.edu/>

OTHER ORGANIZATIONS WORKING TO ADDRESS RACIAL DISPARITIES IN:

EDUCATION

Austin Youth Development Program (COA)
<https://www.austintexas.gov/department/youth-development-services>

Communities in Schools – ASPIRE program
<https://ciscentraltexas.org/what-we-do/aspire-family-literacy>

Communities in Schools – Male Student Achievement Program (MSAP)
<https://ciscentraltexas.org/msap/>

Integral Care – Families with Voices
<https://integralcare.org/program/families-with-voices/>

United Way – 2-Gen Coalition for Economic Advancement
<https://unitedwayaustin.org/our-work/our-goals/2-gen-coalition/>

United Way - Success by Six
<https://www.unitedwayaustin.org/our-work/success-by-6/>

E3 Alliance
<https://e3alliance.org/>

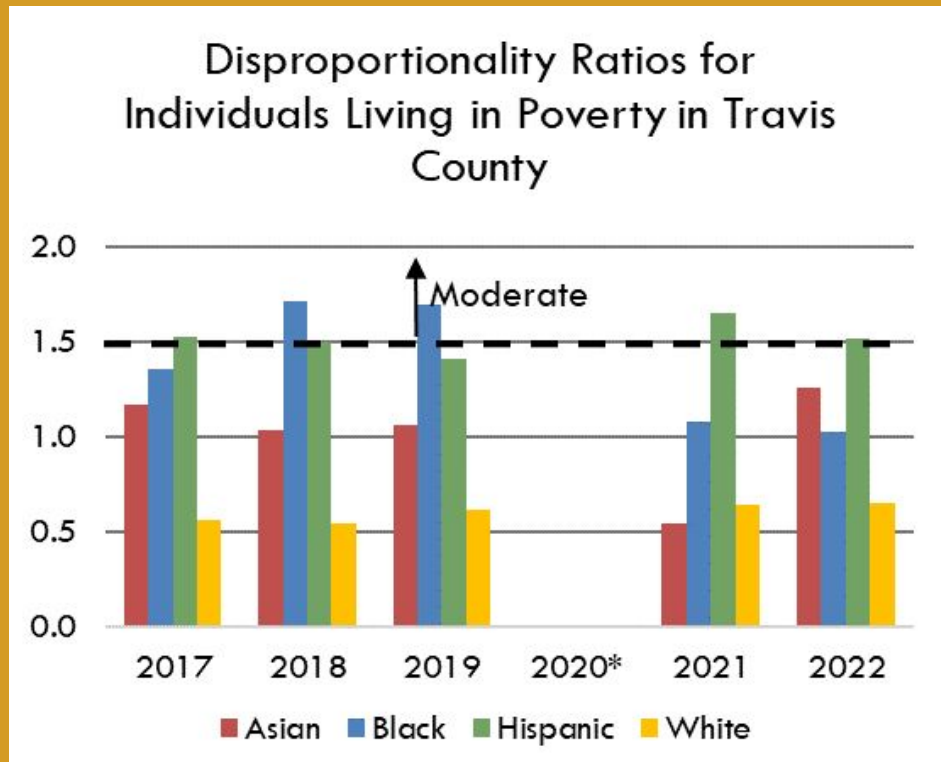
Breakthrough Central Texas
<http://breakthroughctx.org/>

College Forward
<https://collegeforward.org/>

POVERTY

From 2017 to 2022, Hispanic and Black residents showed slight to moderate levels of disproportion as it relates to the impact of poverty, while Asian residents showed a slight level of disproportion.

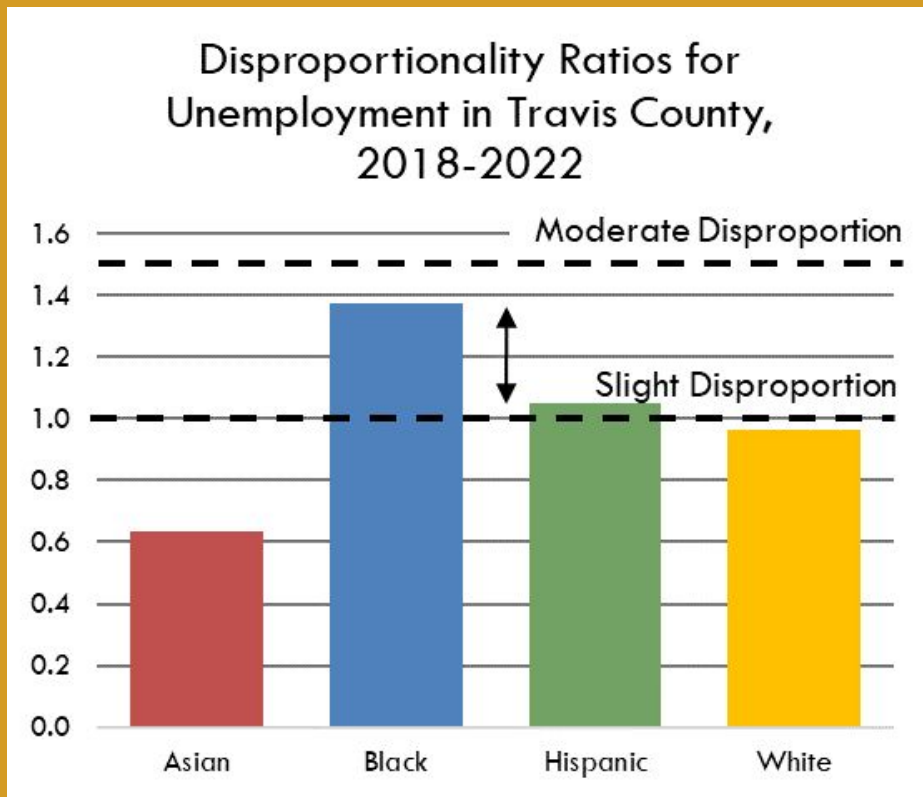
Data Sources: American Community Survey
1-Year Estimates



UNEMPLOYMENT

From 2018 to 2022, African American Travis County residents had an unemployment disproportionality ratio of 1.4, and Hispanics had a ratio of 1.05, which represents a slight level of disproportion.

Data Sources: American Community Survey
5-Year Estimates

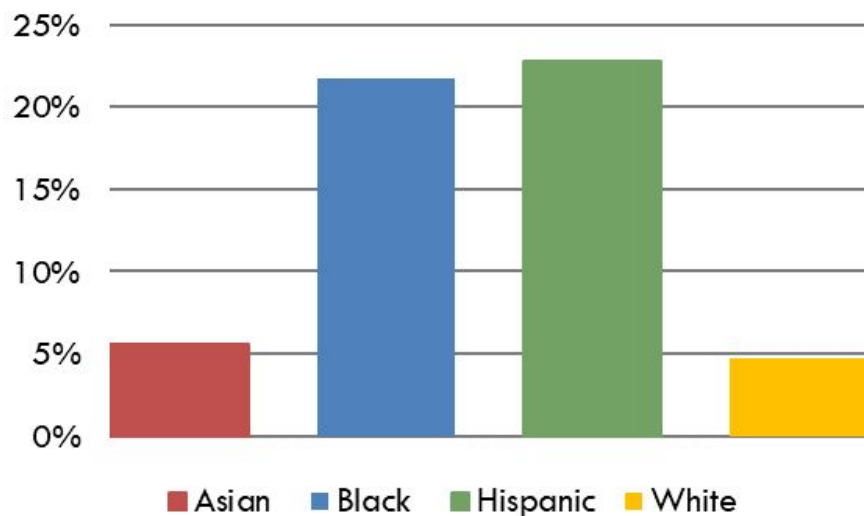


CHILD POVERTY

The disparity in poverty rates by race and ethnicity is even greater for the child population than it is for the total population. Between 2018 and 2022, 23% of Hispanic children and 22% of Black or African American children lived below the federal poverty level, compared to 6% of Asian children and 5% of White children.

Data Source: Tables B17001B, B17001D, B17001H, and B17001I, 2017-2021 American Community Survey 5-Year Estimates

Percent of Travis County Children Living Below Poverty Level by Race and Ethnicity 2018-2022



ORGANIZATIONS WORKING TO ADDRESS RACIAL DISPARITIES IN:

ECONOMIC OPPORTUNITY

People of Color-Led Organizations

Austin Area Urban League
<https://aaul.org/>

Family Independence Initiative - Austin
<https://www.fii.org/sites/austin/>

BCL of Texas
<https://bcloftexas.org/>

Black Austin Coalition
<https://www.blackaustincoalition.org>

Greater Austin Asian Chamber
<https://www.austinasianchamber.org/>

Workers Defense
<http://www.workersdefense.org/>

Greater Austin Black Chamber
<https://www.austinbcc.org/>

Greater Austin Hispanic Chamber
<https://www.gahcc.org/home/>

Diversity & Ethnic Chamber Alliance of Central
Texas
<https://decacentx.com/>

OTHER ORGANIZATIONS WORKING TO ADDRESS RACIAL DISPARITIES IN: ECONOMIC OPPORTUNITY

Integral Care – Families with Voices

<https://integralcare.org/program/families-with-voices/>

United Way – 2-Gen Coalition for Economic Advancement

<https://unitedwayaustin.org/our-work/our-goals/2-gen-coalition/>

Central Texas Asset Funders Network

<https://assetfunders.org/regional-chapter/central-texas/#:~:text=The%20Central%20Texas%20Chapter%20of%20the%20Asset%20Funders,access%20to%20prosperity-building%20opportunities%20that%20drive%20economic%20mobility.>

COMMUNITY RESOURCES

TRAINING OPPORTUNITIES

Undoing Racism

<https://undoingracismaustin.org/activities/register-for-future-undoing-racism-workshops-in-austin/>

Community Healing Circles

<https://students.austincc.edu/truth-racial-healing-and-transformation-center/racial-healing-circles/>

RESOURCE TO LEARN ABOUT ENGAGEMENT OPPORTUNITIES

CAN "Get Engaged" Podcast

<https://canatx.org/podcasts/>

COALITIONS WORKING TO ADDRESS RACIAL DISPARITIES

Black Austin Coalition

<https://blackaustincoalition.com/>

Austin Justice Coalition

<https://austinjustice.org/>

Brave Communities

<https://bravecommunities.org/>

Communities of Color United

<https://www.atxccu.org/>

Community Resilience Trust

<https://communityresiliencetrust.org/>